MODEL: HYAPM20

GRUP 20 MOTORLARIN KODLAMA SİSTEMİ
ORDERING CODE OF GROUP 20 MOTORS

HY APM20 . 115 . R A B 02 E G O N

Motor Tipi / Motor Type	
APM20	Aluminyum Gövdeli Düz Dişli Motor Aluminium Body Gear Motor
DKM20	Döküm Gövdeli Düz Dişli Motor Cast Iron Body Gear Motor

İletim Hacmi / Displacement cm^3/dev (cm^3/rev)
040 = 3,9 cm^3/dev (cm^3/rev)
060 = 5,9 cm^3/dev (cm^3/rev)
080 = 8,0 cm^3/dev (cm^3/rev)
095 = 9,4 cm^3/dev (cm^3/rev)
115 = 11,4 cm^3/dev (cm^3/rev)
140 = 13,9 cm^3/dev (cm^3/rev)
160 = 16,0 cm^3/dev (cm^3/rev)
190 = 19,2 cm^3/dev (cm^3/rev)
220 = 21,9 cm^3/dev (cm^3/rev)
250 = 24,8 cm^3/dev (cm^3/rev)
280 = 27,9 cm^3/dev (cm^3/rev)
320= 32,0 cm /dev (cm /rev)
340= 34,0 cm /dev (cm /rev)
380= 38,0 cm /dev (cm /rev)
400= 40,0 cm /dev (cm /rev)

Dönüş Yönü / Rotation
A = Sol dönüş / Counter-clockwise
C = Sağ dönüş / Clockwise
R = Çift dönüş / Reversible

Ön Yatak Outboard Bearing	
O	Var / Available
	Yok / Absent

Keçe / Seal	
N	NBR
V	Viton

Sızıntı Hattı Drain Line	
G	G1/4"
U	7/16-20 UNF
M	M12x1,5

Arka Kapak / Rear Cover	
S	Standart Standard
E	Arkadan Dış Sızıntı Hattı External Drain Rear Port
R1	Emniyet Valfi (10 - 90 Bar) Relief Valve
R2	Emniyet Valfi (70 - 140 Bar) Relief Valve
R3	Emniyet Valfi (120 - 190 Bar) Relief Valve
D	Akış Bölücü Valf Flow Divider Valve
H	Emniyet Valfli Akış Kontrol Valfi Flow Control Valve With Relief Valve
L	Yük Duyarlı Valf Load Sensing Valve
T	Çek Valf Check Valve
P	Arkadan Giriş-Çıkış Rear Inlet-Outlet
C	Basınç Kompansatörlü Akış Kontrol Valfi Flow Control Valve Pressure Compensated

Ön Kapak / Front Cover		
A	Dikdörtgen kapak Square flange	Ø36,47 mm
B	2 Civatalı - Merkezleme 2 Bolts - Centering	Ø50 mm
C	2 Civatalı - Merkezleme ve oringli 2 Bolts - Centering with oring	Ø52 mm
D	2 Civatalı SAE ' A' 2 Bolts SAE ' A'	Ø82,55 mm
E	2 Civatalı - Merkezleme 2 Bolts - Centering	Ø50 mm
G	Dikdörtgen kapak Square flange	Ø80 mm
H	Ön yataklı Outboard bearing	Ø80 mm
K	2 Civatalı SAE ' B' 2 Bolts SAE ' B'	Ø101,6 mm
M	2 Civatalı - Merkezleme 2 Bolts - Centering	Ø52,34 mm
N	4 Civatalı - Merkezleme O-ringli 4 Bolts - Centering O-ring	Ø52 mm

Tahrik şaftı / Drive Shaft			
A	Konik - Kamalı Tapered key shaft	1:5	B E G
B	Konik - Kamalı Tapered key shaft	1:8	A
C	SAE spline şaft 9 diş SAE spline shaft 9T		B D
E	Kesik şaftlı Tang drive shaft		C H
F	SAE spline şaft 11 diş SAE spline shaft 11T		D
G	Spline şaft DIN 5482 Spline shaft (B17x14)		A B E G
H	Paralel şaft Parallel shaft		B D G
K	Konik - Kamalı Tapered key shaft	1:5	H
L	Konik - Kamalı Tapered key shaft	1:5	G
M	SAE spline şaft J498 10 diş SAE spline shaft 16/32 DP 10T		D
N	Konik - Kamalı Tapered key shaft	1:8	M
T	Kesik şaftlı Tang drive shaft		N

Giriş - Çıkış Delikleri / Inlet and Outlet Ports	
01	Kare tip Rectangular
02	Baklava tip Diamond
03	Metrik dişli ISO 6149 oring boss
04	UNF diş UNF thread
05	Boru diş Pipe thread
06	SAE Dikdörtgen Flanş Metrik diş SAE Square Flange Thread Metric

- Kodlama Örneği ; APM20.115.RAB02EGN
  Code Example

www.haynekshydraulic.com
export@hayneks.com
+90 532 678 06 42

Grup 20 motorlar 4 cc ^{3}/dev. 'den 40 cc ^{3}/rev. 'e kadar ki iletim hacmine sahip motorlardır. Kendi içinde APM20,DKM20 olarak 2 gruba ayrılır. Aşağıdaki Tablo da bu 2 grubun birbirinden farklı olan teknik özellikleri belirtilmiştir;
-APM20 (Aluminyum Gövdeli Düz Dişli Motorlar)
-DKM20 (Döküm Gövdeli Düz Dişli Motorlar)

Group 20 motors has a working capacity from 4 cc^3/rev to 40 cc^3/rev. It has 2 sub-groups in itself as APM20, DKM20.The differences between the 2 sub-groups technical specifications can be found on the below table.
-APM20 (Aluminium Body Gear Pumps)
-DKM20 (Aluminium Body Gear Pumps)

0 TEKNİK ÖZELLİKLER / APM20 TECHNICAL DATA

r Tipi Type	İletim Hacmi Displacement cm³/dev(cm³/rev)	Maks. Basınç / Max. Pressure			Maks. Hız Max. Speed	Min. Hız Min. Speed
		P1	P2	P3		
		bar			d/d (rpm)	
HYAPM20.040	3,9	250	280	300	3500	650
HYAPM20.040	5,9	250	280	300	3500	650
HYAPM20.040	8,0	250	280	300	3500	650
HYAPM20.040	9,4	250	280	300	3500	600
HYAPM20.040	11,4	250	280	300	3000	600
HYAPM20.040	13,9	250	280	300	3000	600
HYAPM20.040	16,0	250	280	300	3000	600
HYAPM20.040	19,2	250	280	300	3000	600
HYAPM20.040	21,9	210	240	260	2500	600
HYAPM20.040	24,8	190	220	240	2500	600
HYAPM20.040	27,9	170	220	220	2200	600
HYAPM20.040	32,0	160	190	210	2000	500
HYAPM20.040	34,0	150	180	200	2000	500
HYAPM20.040	38,0	140	170	190	1750	500
HYAPM20.040	40,0	130	170	190	1750	500

P1: Sürekli çalışma basıncı
Continuous pressure

P2 : Aralıklı çalışma basıncı
Intermittent pressure

P3 : Ani basınç
Peak pressure

DKM20 TEKNİK ÖZELLİKLER / DKM20 TECHNICAL DATA

Motor Tipi Motor Type	İletim Hacmi Displacement cm³/dev(cm³/rev)	Maks. Basınç / Max. Pressure			Maks. Hız Max. Speed	Min. Hız Min. Speed
		P1	P2	P3		
		bar			d/d (rpm)	
DKM20.040	3,9	280	300	320	3500	650
DKM20.060	5,9	280	300	320	3500	650
DKM20.080	8,0	280	300	320	3500	650
DKM20.095	9,4	280	300	320	3500	600
DKM20.115	11,4	280	300	320	3000	600
DKM20.140	13,9	280	300	320	3000	600
DKM20.160	16,0	280	300	320	3000	600
DKM20.190	19,2	280	300	320	3000	600
DKM20.220	21,9	240	260	280	2500	600
DKM20.250	24,8	220	240	260	2500	600
DKM20.280	27,9	200	240	260	2200	600

P1: Sürekli çalışma basıncı
Continuous pressure

P2 : Aralıklı çalışma basıncı
Intermittent pressure

P3 : Ani basınç
Peak pressure

www.haynekshydraulic.com
export@hayneks.com
+90 532 678 06 42

GRUP 20 MOTORLARIN DEBİ EĞRİLERİ / FLOW CURVES OF GROUP 20 MOTORS

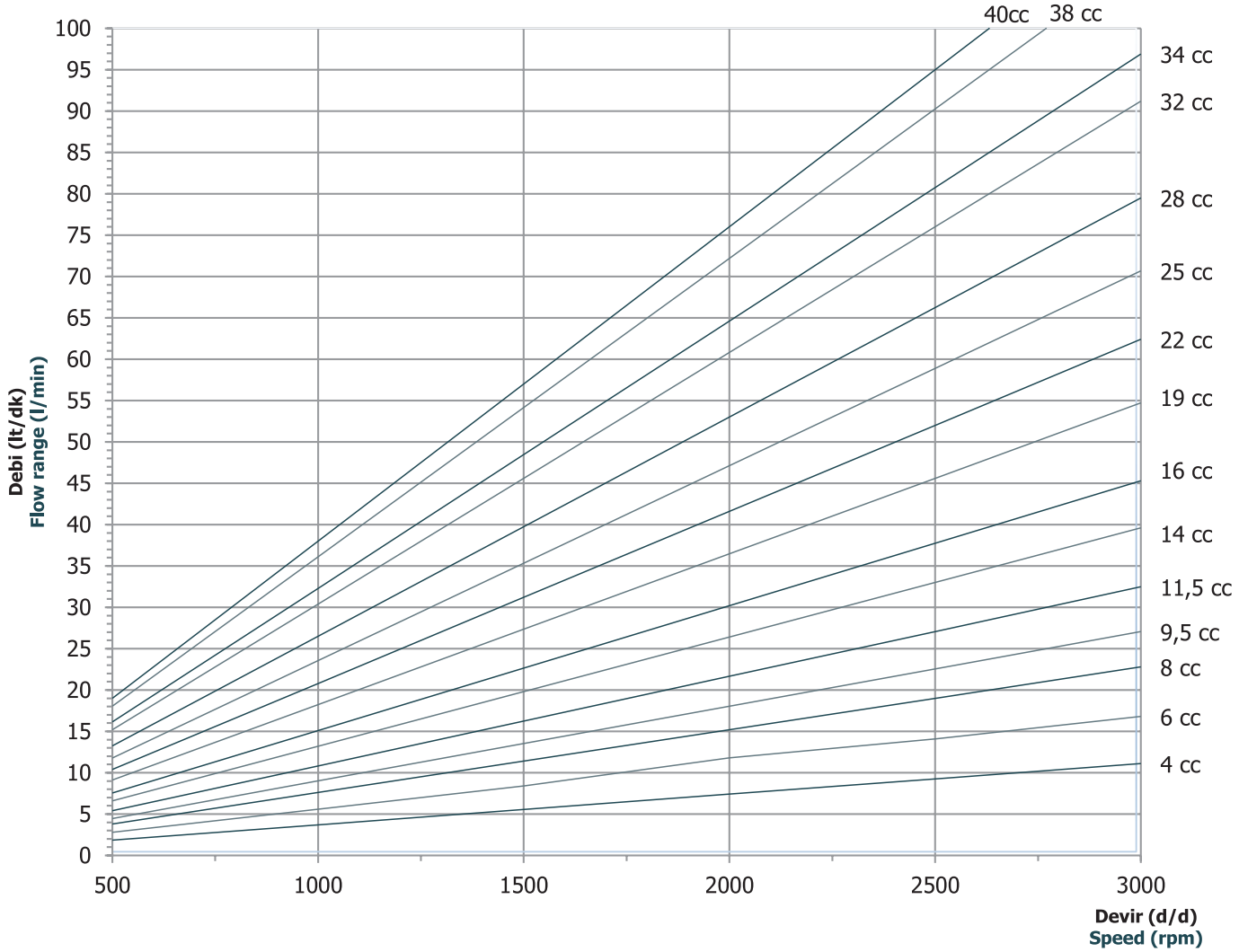

www.haynekshydraulic.com
export@hayneks.com
+90 532 678 06 42

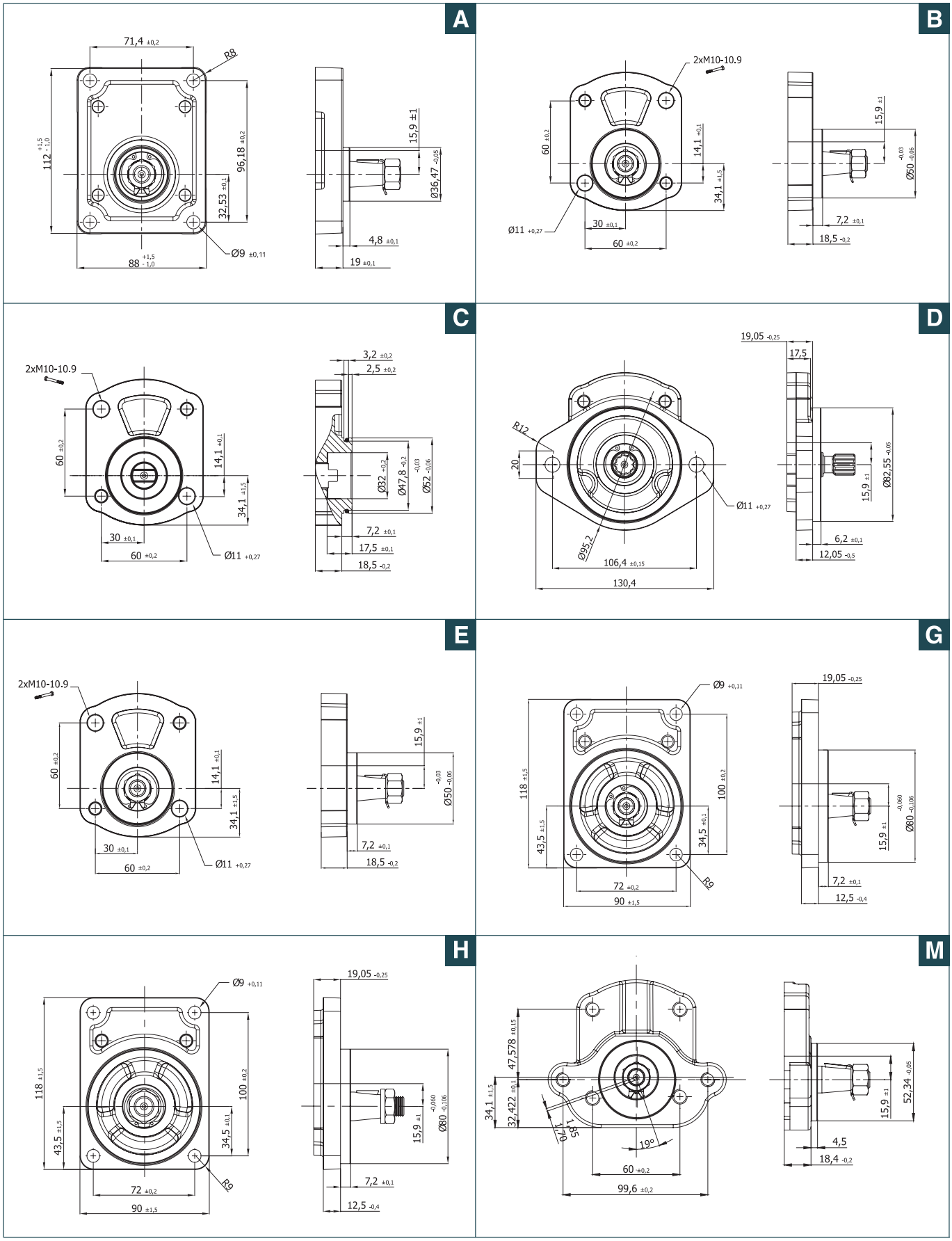

www.haynekshydraulic.com
export@hayneks.com
+90 532 678 06 42

A

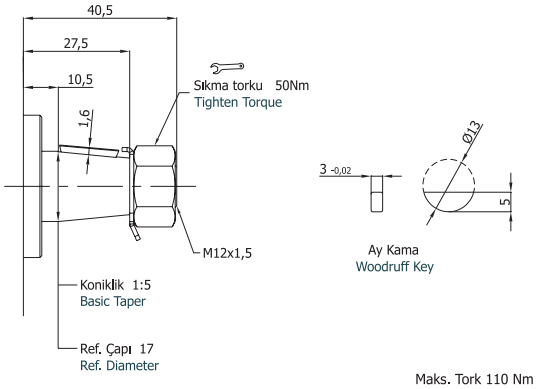

Maks. Tork 110 Nm
Max. Torque

B

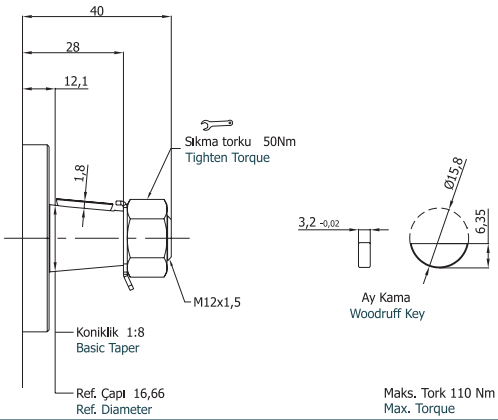

Maks. Tork 110 Nm
Max. Torque

C

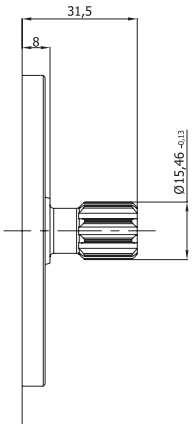

SAE 16-4 (A) 5/8" Spline
Evolvent Spline
Diş Dibi Düz, Yanaktan Alıştırmalı
9 Diş, 16/32 DP

Involute Spline
Flat Root Side Fit
9 Teeth, 16/32 DP

Maks. Tork 90 Nm
Max. Torque

E

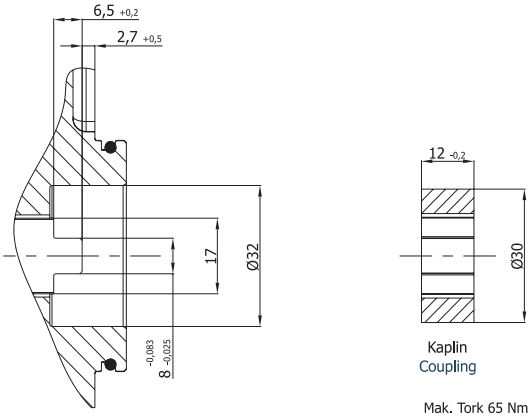

Kaplin
Coupling

Mak. Tork 65 Nm
Max. torque

F

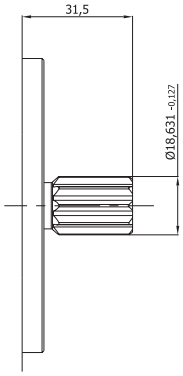

SAE J498 Spline
Evolvent Spline
Diş Dibi Düz, Yanaktan Alıştırmalı
11 Diş, 16/32 DP

Involute spline
Flat root side fit
11 Teeth, 16/32 DP

Maks. Tork 150 Nm
Max. Torque

G

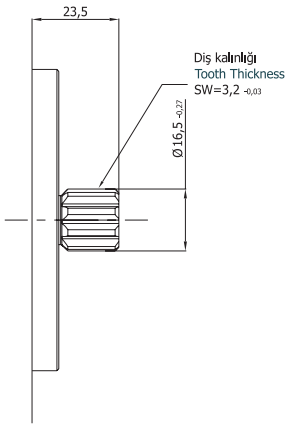

Evolvent Spline
DIN 5482 B17x14
9 Diş

Involute Spline
DIN 5482 B17x14
9 Teeth

Maks. Tork 115 Nm
Max. Torque

H

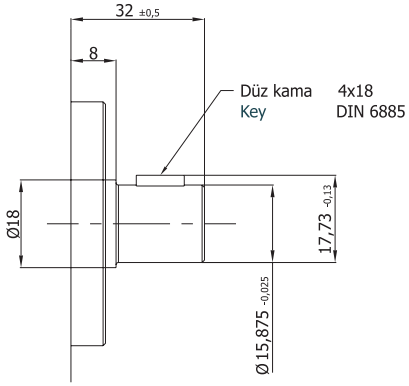

Mak. Tork 55 Nm
Max. torque

M

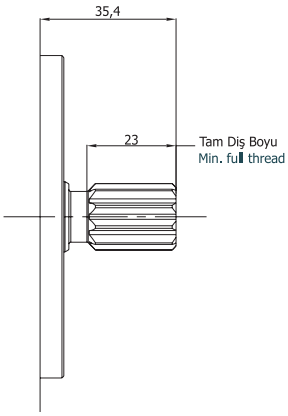

SAE J498 A Evolvent Spline
Diş Dibi Düz, Yanaktan Alıştırmalı
10 Diş, 16/32 DP

SAE J498 A Involute Spline
Flat Root Side Fit
10 Teeth, 16/32 DP

Maks. Tork 115 Nm
Max. Torque

www.haynekshydraulic.com
export@hayneks.com
+90 532 678 06 42

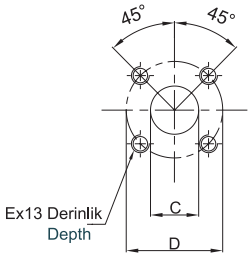

01 Kare Tipi Flanş / Rectangular Flange

Sipariş Kodu Ordering Code	İletim Hacmi Displacement cm³/dev (rev)	Emiş Tarafı Suction Side			Basınç Tarafı Pressure Side		
		C	D	E	c	d	e
	4	12	40	M6	12	35	M6
	6	13,5			13,5		
	8 – 25	20			15		
	28 – 40				20	40	
	4 – 16	15	35	M6	15	35	M6
	19 – 40	20	40		20	40	

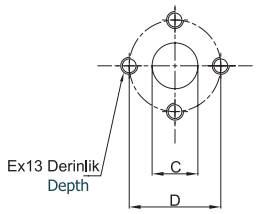

02 Baklava Tipi Flanş / Diamond Flange

Sipariş Kodu Ordering Code	İletim Hacmi Displacement cm³/dev (rev)	Emiş Tarafı Suction Side			Basınç Tarafı Pressure Side		
		C	D	E	c	d	e
	4	12	30,2	M6	12	30,2	M6
	6 – 8	13,5			13,5		
	9,5 – 25	20	40	M8			
	28 – 40				20	40	M8
	4 – 16	13,5	30,2	M6	13,5	30,2	M6
	19 – 40	20	40	M8	20	40	M8

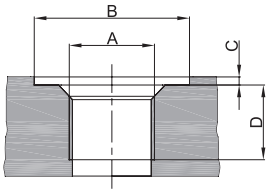

03 Metrik diş / Thread, Oring Boss Metric ISO 6149 With Seal Ring

Sipariş Kodu Ordering Code	İletim Hacmi Displacement cm³/dev (rev)	Emiş Tarafı Suction Side				Basınç Tarafı Pressure Side			
		A	B	C	D	A	B	C	D
	4 – 6	M18x1,5	30	0,5	16	M18x1,5	30	0,5	16
	8 – 16	M27x2	40		19	M22x1,5	35		19
	19 – 40	M33x2	45		22				
	4 – 16	M22x1,5	35	0,5	19	M22x1,5	35	0,5	19
	19 – 40	M26x1,5	40			M26x1,5	40		

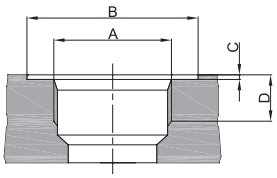

04 Diş / Thread (UNF-2B) SAE Oring Boss

Sipariş Kodu Ordering Code	İletim Hacmi Displacement cm³/dev (rev)	Emiş Tarafı Suction Side				Basınç Tarafı Pressure Side			
		A	B	C	D	A	B	C	D
	4 – 6	9/16-18 UNF-2B	25	0,5	13	9/16-18 UNF-2B	25	0,5	13
	8	7/8-14 UNF-2B	35		16	7/8-14 UNF-2B	35		16
	9,5 – 40	1 1/16-12 UNF-2B	45		19				
	4 – 16	7/8-14 UNF-2B	35	0,5	16	7/8-14 UNF-2B	35	0,5	16
	19 – 40	1 1/16-12 UNF-2B	45		19	1 1/16-12 UNF-2B	45		19

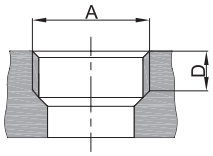

05 Boru diş / Pipe Thread ISO228/1

Sipariş Kodu Ordering Code	İletim Hacmi Displacement cm³/dev (rev)	Emiş Tarafı Suction Side		Basınç Tarafı Pressure Side	
		A	D	A	D
	4 – 16	G ¾	16	G ½	16
	19 – 40	G 1		G ¾	
	4 – 16	G ½	16	G ½	16
	19 – 40	G ¾		G ¾	16

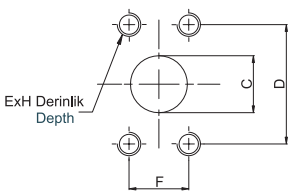

06 SAE Dikdörtgen Flanş Metrik Diş / SAE Square Flange Metric Thread

Sipariş Kodu Ordering Code	İletim Hacmi Displacement cm³/dev (rev)	Emiş Tarafı Suction Side					Basınç Tarafı Pressure Side				
		C	D	E	F	H	c	d	e	f	h
	4 - 11,5	12	38,1	M8	17,5	13	12	38,1	M8	17,5	13
	14 - 19	20	47,6	M10	22,2	16					
	22 - 40	26	52,4		26,2		20	47,6	M10	22,2	16
	4 - 11,5	12	38,1	M8	17,5	13	12	38,1	M8	17,5	13
	14 - 22	20	47,6	M10	22,2	16	20	47,6	M10	22,2	16
	25 - 40	26	52,4		26,2		26	52,4		26,2	

www.haynekshydraulic.com
export@hayneks.com
+90 532 678 06 42

A Ön Kapak
Front Cover

B Şaft Tipi
Shaft Type

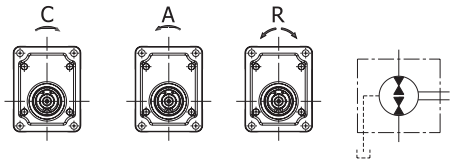

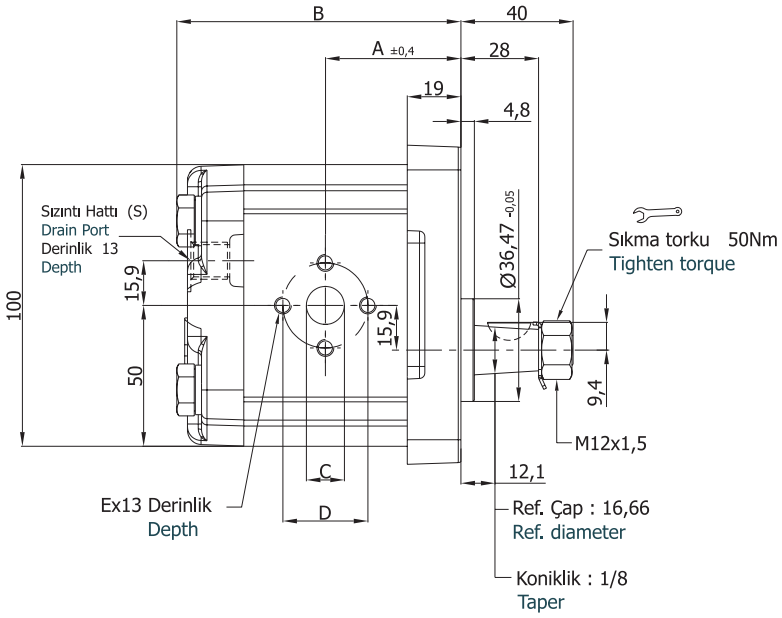

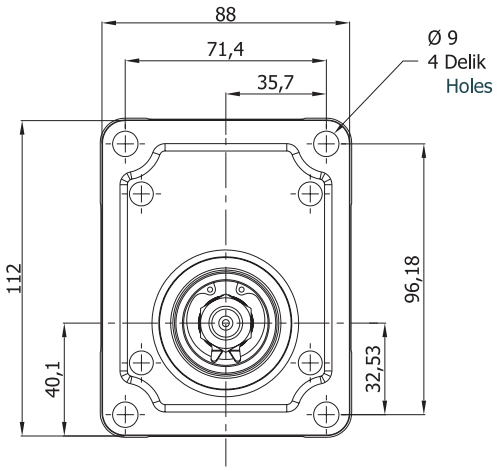

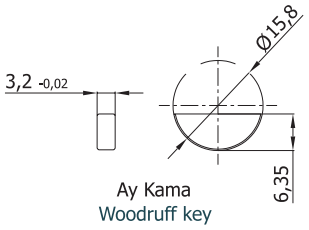

Motor Tipi Motor Type	İletim Hacmi Displacement cm^3/dev(cm^3/rev)	Maks. Basınç Max. Pressure (bar)	Maks. Hız Max. Speed d/d (rpm)	A ±0,4	B	Giriş/Çıkış – Inlet/Outlet			Sızıntı - Drain
						C	D	E	S
APM20.040.RAB02EGN	3,9	250	3500	42,2	89,3	13,5	30,2	M6	G1/4
APM20.060.RAB02EGN	5,9			43,8	92,4				
APM20.080.RAB02EGN	8,0			45,4	95,6				
APM20.095.RAB02EGN	9,4			46,5	97,9				
APM20.115.RAB02EGN	11,4		3000	48,2	101,0				
APM20.140.RAB02EGN	13,9			50,0	105,0				
APM20.160.RAB02EGN	16,0			51,7	108,1				
APM20.190.RAB02EGN	19,2			60,2	125,1	20	40	M8	
APM20.220.RAB02EGN	21,9	210	2500	62,3	129,5				
APM20.250.RAB02EGN	24,8	190		64,8	134,6				
APM20.280.RAB02EGN	27,9	170	2200	67,0	138,9				
APM20.320.RAB02EGN	32,0	160	2000	70,0	145,0				
APM20.340.RAB02EGN	34,0	150		71,5	148,0				
APM20.380.RAB02EGN	38,0	140	1750	74,8	154,5				
APM20.400.RAB02EGN	40,0	140		76,5	158,0				

www.haynekshydraulic.com
export@hayneks.com
+90 532 678 06 42

A Ön Kapak
Front Cover

G Şaft Tipi
Shaft Type

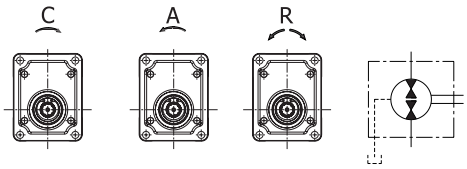

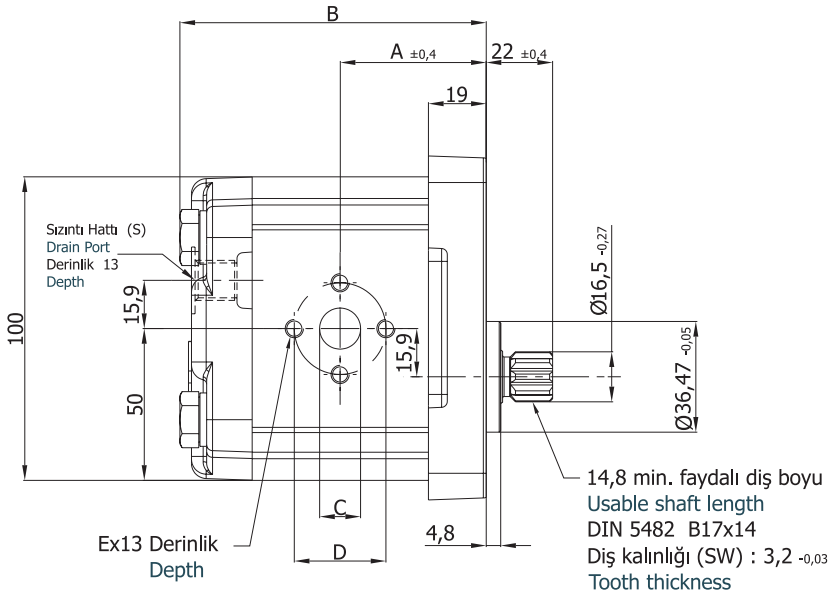

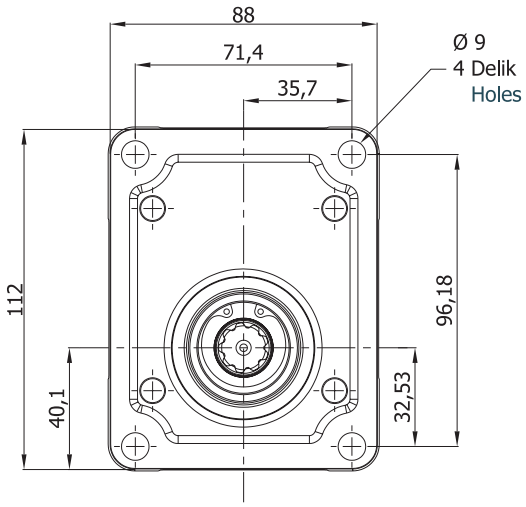

Motor Tipi Motor Type	İletim Hacmi Displacement $cm^3/dev(cm^3/rev)$	Maks. Basınç Max. Pressure (bar)	Maks. Hız Max. Speed d/d (rpm)	A ±0,4	B	Giriş/Çıkış – Inlet/Outlet			Sızıntı - Drain
						C	D	E	S
APM20.040.RAG02EGN	3,9	250	3500	42,2	89,3	13,5	30,2	M6	G1/4
APM20.060.RAG02EGN	5,9			43,8	92,4				
APM20.080.RAG02EGN	8,0			45,4	95,6				
APM20.095.RAG02EGN	9,4			46,5	97,9				
APM20.115.RAG02EGN	11,4		3000	48,2	101,0				
APM20.140.RAG02EGN	13,9			50,0	105,0				
APM20.160.RAG02EGN	16,0			51,7	108,1				
APM20.190.RAG02EGN	19,2			60,2	125,1	20	40	M8	
APM20.220.RAG02EGN	21,9	210	2500	62,3	129,5				
APM20.250.RAG02EGN	24,8	190		64,8	134,6				
APM20.280.RAG02EGN	27,9	170	2200	67,0	138,9				
APM20.320.RAG02EGN	32,0	160	2000	70,0	145,0				
APM20.340.RAG02EGN	34,0	150		71,5	148,0				
APM20.380.RAG02EGN	38,0	140	1750	74,8	154,5				
APM20.400.RAG02EGN	40,0			76,5	158,0				

www.haynekshydraulic.com
export@hayneks.com
+90 532 678 06 42

HYAPM20

B Ön Kapak
Front Cover

A Şaft Tipi
Shaft Type

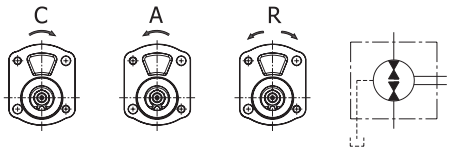

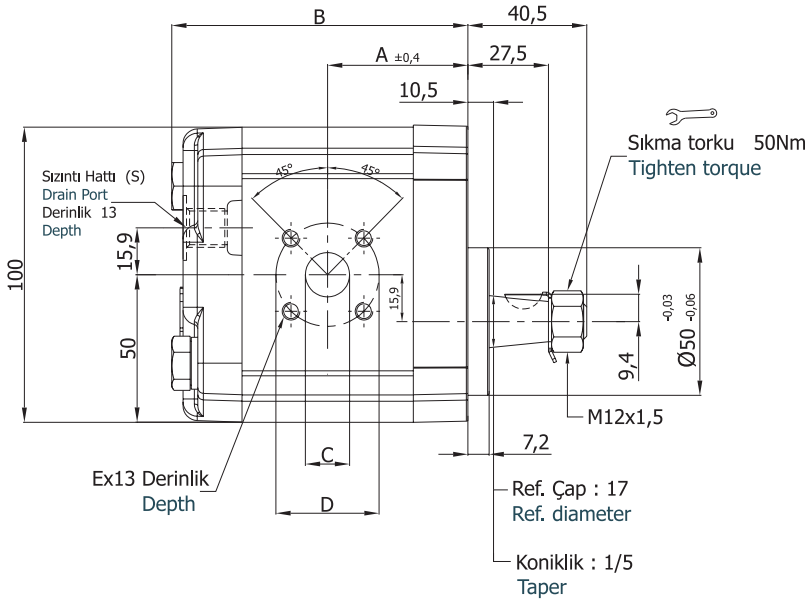

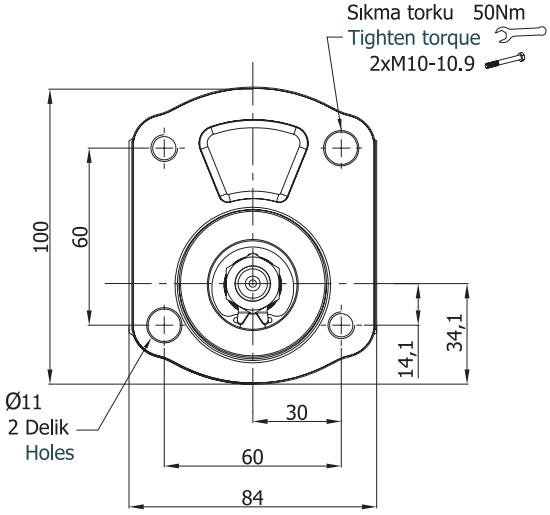

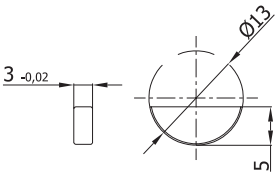

Ay Kama
Woodruff key

Motor Tipi Motor Type	İletim Hacmi Displacement cm^3/dev(cm^3/rev)	Maks. Basınç Max. Pressure (bar)	Maks. Hız Max. Speed d/d (rpm)	A ±0,4	B	Giriş/Çıkış – Inlet/Outlet			Sızıntı - Drain
						C	D	E	S
APM20.040.RBA01EMN	3,9	250	3500	41,6	88,7	15	35	M6	M12x1,5
APM20.060.RBA01EMN	5,9			43,2	91,8				
APM20.080.RBA01EMN	8,0			44,8	95,0				
APM20.095.RBA01EMN	9,4			45,9	97,3				
APM20.115.RBA01EMN	11,4		3000	47,6	100,4				
APM20.140.RBA01EMN	13,9			49,4	104,6				
APM20.160.RBA01EMN	16,0			51,1	107,5				
APM20.190.RBA01EMN	19,2			59,6	124,5	20	40		
APM20.220.RBA01EMN	21,9	210	2500	61,7	128,9				
APM20.250.RBA01EMN	24,8	190		64,2	134,0				
APM20.280.RBA01EMN	27,9	170	2200	66,4	138,3				
APM20.320.RBA01EMN	32,0	160	2000	70,0	144,4				
APM20.340.RBA01EMN	34,0	150		71,5	147,4				
APM20.380.RBA01EMN	38,0	140	1750	74,8	153,9				
APM20.400.RBA01EMN	40,0			76,5	157,4				

www.haynekshydraulic.com
export@hayneks.com
+90 532 678 06 42

B Ön Kapak
Front Cover

G Şaft Tipi
Shaft Type

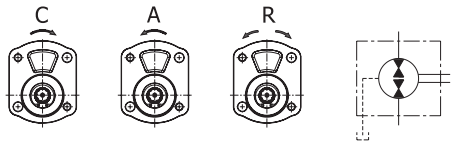

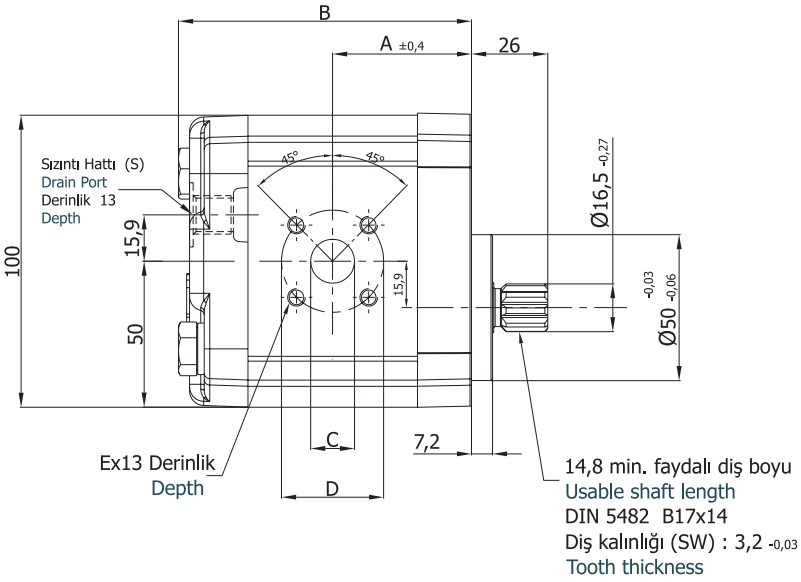

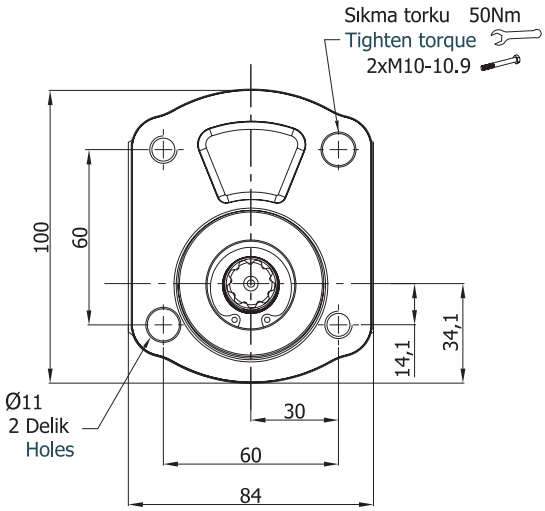

Motor Tipi Motor Type	İletim Hacmi Displacement $cm^3/dev(cm^3/rev)$	Maks. Basınç Max. Pressure (bar)	Maks. Hız Max. Speed d/d (rpm)	A ±0,4	B	Giriş/Çıkış – Inlet/Outlet			Sızıntı - Drain
						C	D	E	S
APM20.040.RBG01EMN	3,9	250	3500	41,6	88,7	15	35	M6	M12x1,5
APM20.060.RBG01EMN	5,9			43,2	91,8				
APM20.080.RBG01EMN	8,0			44,8	95,0				
APM20.095.RBG01EMN	9,4			45,9	97,3				
APM20.115.RBG01EMN	11,4		3000	47,6	100,4				
APM20.140.RBG01EMN	13,9			49,4	104,6				
APM20.160.RBG01EMN	16,0			51,1	107,5				
APM20.190.RBG01EMN	19,2			59,6	124,5	20	40		
APM20.220.RBG01EMN	21,9	210	2500	61,7	128,9				
APM20.250.RBG01EMN	24,8	190		64,2	134,0				
APM20.280.RBG01EMN	27,9	170	2200	66,4	138,3				
APM20.320.RBG01EMN	32,0	160	2000	70,0	144,4				
APM20.340.RBG01EMN	34,0	150		71,5	147,4				
APM20.380.RBG01EMN	38,0	140	1750	74,8	153,9				
APM20.400.RBG01EMN	40,0			76,5	157,4				

www.haynekshydraulic.com
export@hayneks.com
+90 532 678 06 42

HYAPM20

C Ön Kapak
Front Cover

E Şaft Tipi
Shaft Type

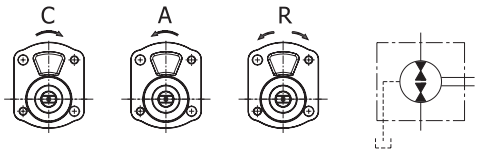

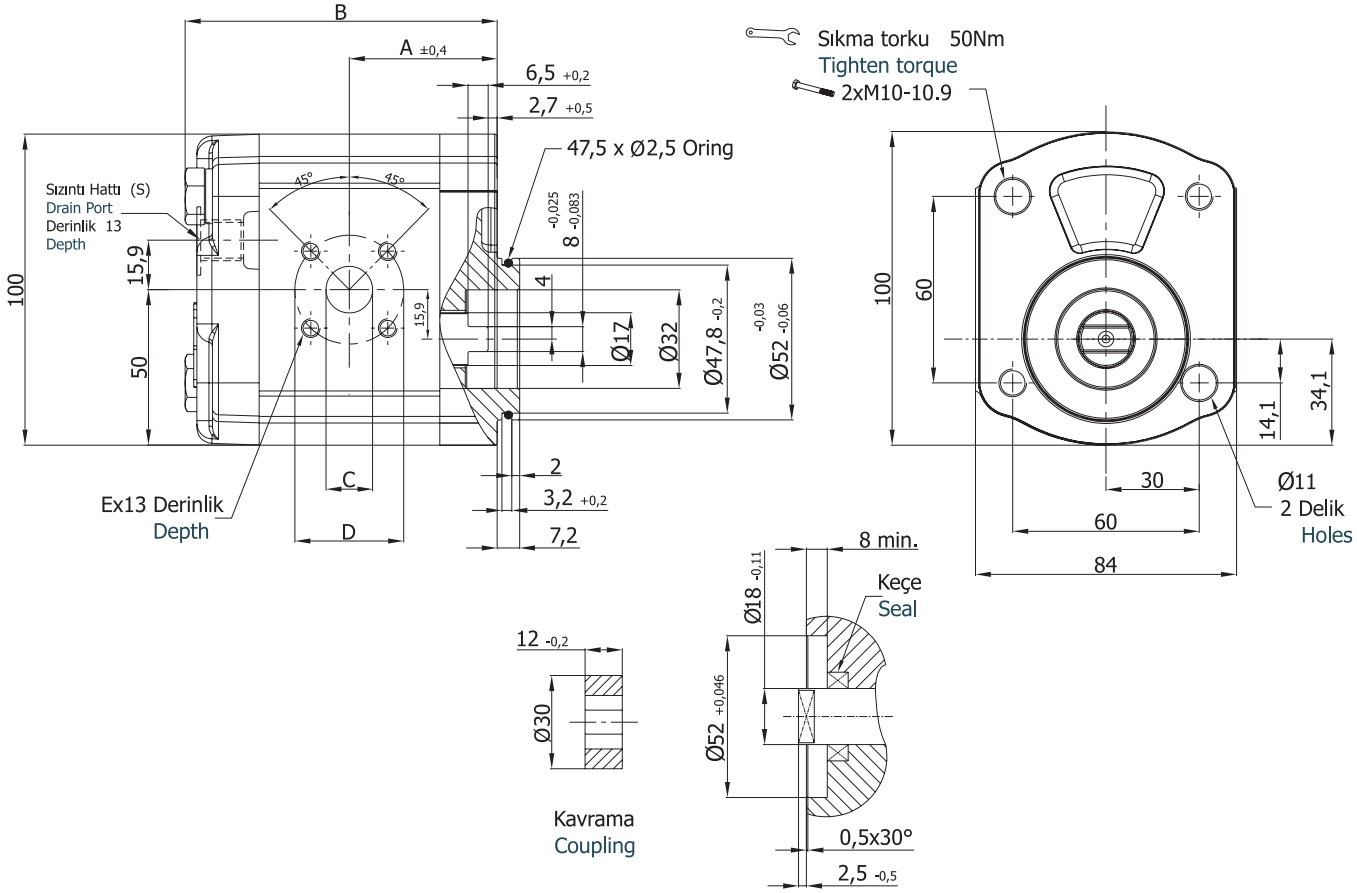

Motor Tipi Motor Type	İletim Hacmi Displacement $cm^3/dev(cm^3/rev)$	Maks. Basınç Max. Pressure (bar)	Maks. Hız Max. Speed d/d (rpm)	A ±0,4	B	Giriş/Çıkış – Inlet/Outlet			Sızıntı - Drain
						C	D	E	S
APM20.040.RCE01EMN	3,9	250	3500	41,6	88,7	15	35	M6	M12x1,5
APM20.060.RCE01EMN	5,9			43,2	91,8				
APM20.080.RCE01EMN	8,0			44,8	95,0				
APM20.095.RCE01EMN	9,4			45,9	97,3				
APM20.115.RCE01EMN	11,4		3000	47,6	100,4				
APM20.140.RCE01EMN	13,9			49,4	104,6				
APM20.160.RCE01EMN	16,0			51,1	107,5				
APM20.190.RCE01EMN	19,2			59,6	124,5	20	40		
APM20.220.RCE01EMN	21,9	210	2500	61,7	128,9				
APM20.250.RCE01EMN	24,8	190		64,2	134,0				
APM20.280.RCE01EMN	27,9	170	2200	66,4	138,3				
APM20.320.RCE01EMN	32,0	160	2000	70,0	144,4				
APM20.340.RCE01EMN	34,0	150		71,5	147,4				
APM20.380.RCE01EMN	38,0	140	1750	74,8	153,9				
APM20.400.RCE01EMN	40,0			76,5	157,4				

www.haynekshydraulic.com
export@hayneks.com
+90 532 678 06 42

D Ön Kapak
Front Cover

C Şaft Tipi
Shaft Type

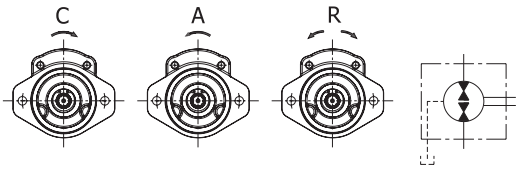

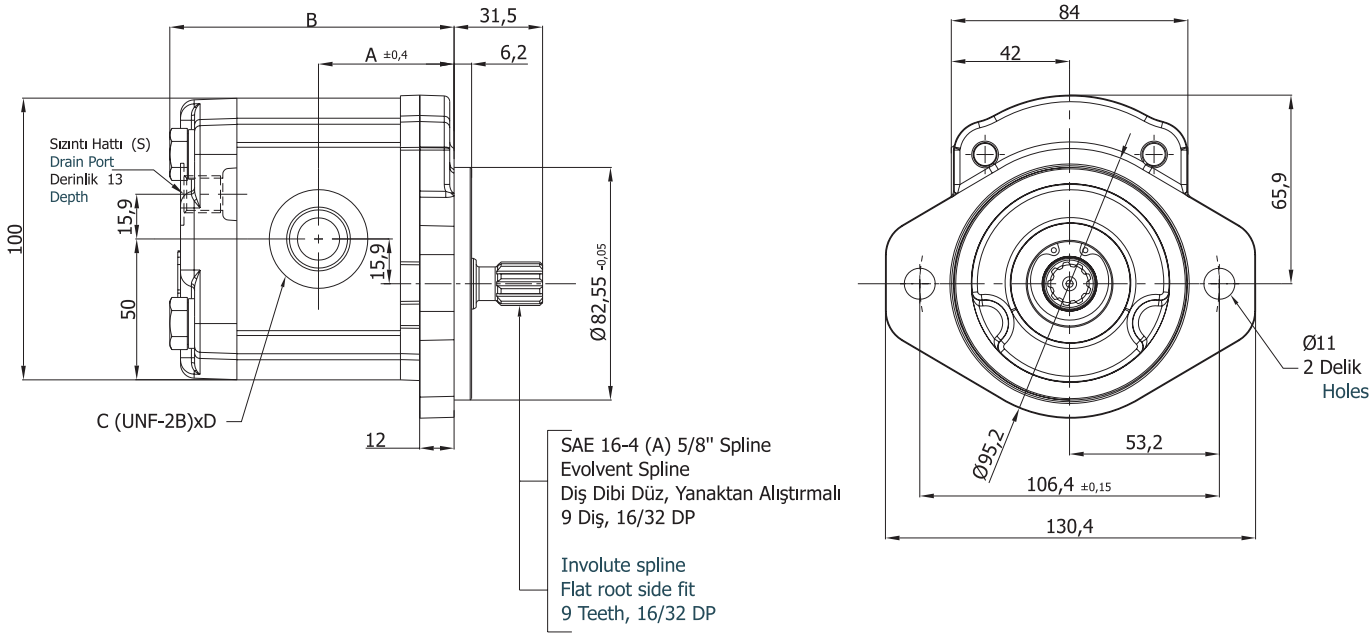

Motor Tipi Motor Type	İletim Hacmi Displacement $cm^3/dev(cm^3/rev)$	Maks. Basınç Max. Pressure (bar)	Maks. Hız Max. Speed d/d (rpm)	A ±0,4	B	Giriş/Çıkış – Inlet/Outlet		Sızıntı - Drain
						C	D	S
APM20.040.RDC04EUN	3,9	250	3500	42,2	89,3	7/8-14 UNF	15	7/16-20 UNF
APM20.060.RDC04EUN	5,9			43,8	92,4			
APM20.080.RDC04EUN	8,0			45,4	95,6			
APM20.095.RDC04EUN	9,4			46,5	97,9			
APM20.115.RDC04EUN	11,4		3000	48,2	101,0			
APM20.140.RDC04EUN	13,9			50,0	105,0			
APM20.160.RDC04EUN	16,0			51,7	108,1			
APM20.190.RDC04EUN	19,2			60,2	125,1	1 1/16-12 UNF	20	
APM20.220.RDC04EUN	21,9	210	2500	62,3	129,5			
APM20.250.RDC04EUN	24,8	190		64,8	134,6			
APM20.280.RDC04EUN	27,9	170	2200	67,0	138,9			
APM20.320.RDC04EUN	32,0	160	2000	70,0	145,0			
APM20.340.RDC04EUN	34,0	150		71,5	148,0			
APM20.380.RDC04EUN	38,0	140	1750	74,8	154,5			
APM20.400.RDC04EUN	40,0			76,5	158,0			

www.haynekshydraulic.com
export@hayneks.com
+90 532 678 06 42

HYAPM20

D Ön Kapak
Front Cover

H Şaft Tipi
Shaft Type

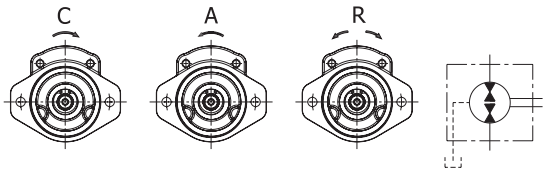

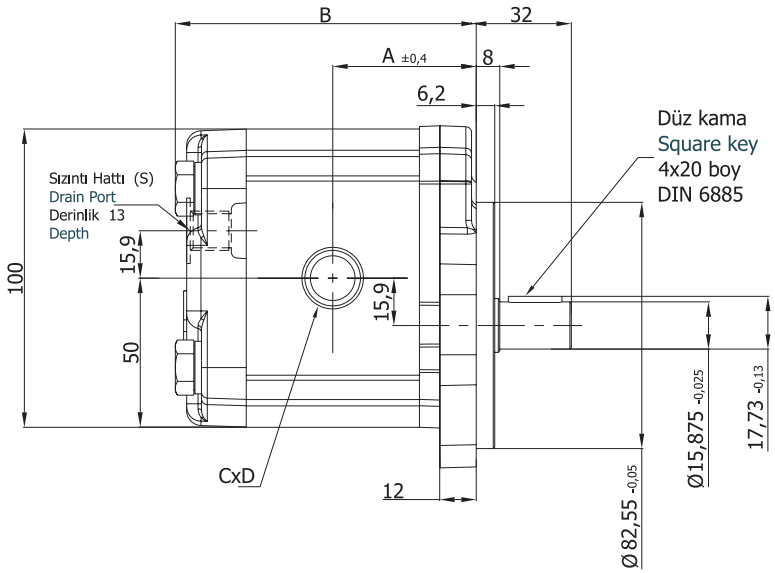

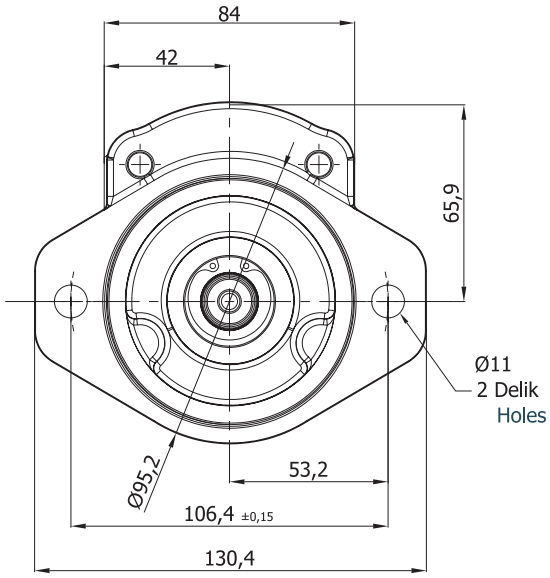

Motor Tipi Motor Type	İletim Hacmi Displacement cm^3/dev(cm^3/rev)	Maks. Basınç Max. Pressure (bar)	Maks. Hız Max. Speed d/d (rpm)	A ±0,4	B	Giriş/Çıkış – Inlet/Outlet		Sızıntı - Drain
						C	D	S
APM20.040.RDH05EUN	3,9	250	3500	42,2	89,3	G1/2	15	7/16-20 UNF
APM20.060.RDH05EUN	5,9			43,8	92,4			
APM20.080.RDH05EUN	8,0			45,4	95,6			
APM20.095.RDH05EUN	9,4			46,5	97,9			
APM20.115.RDH05EUN	11,4		3000	48,2	101,0			
APM20.140.RDH05EUN	13,9			50,0	105,0			
APM20.160.RDH05EUN	16,0			51,7	108,1			
APM20.190.RDH05EUN	19,2			60,2	125,1	G3/4	20	
APM20.220.RDH05EUN	21,9	210	2500	62,3	129,5			
APM20.250.RDH05EUN	24,8	190		64,8	134,6			
APM20.280.RDH05EUN	27,9	170	2200	67,0	138,9			
APM20.320.RDH05EUN	32,0	160	2000	70,0	145,0			
APM20.340.RDH05EUN	34,0	150		71,5	148,0			
APM20.380.RDH05EUN	38,0	140	1750	74,8	154,5			
APM20.400.RDH05EUN	40,0			76,5	158,0			

www.haynekshydraulic.com
export@hayneks.com
+90 532 678 06 42

E Ön Kapak
Front Cover

A Şaft Tipi
Shaft Type

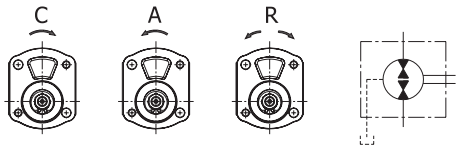

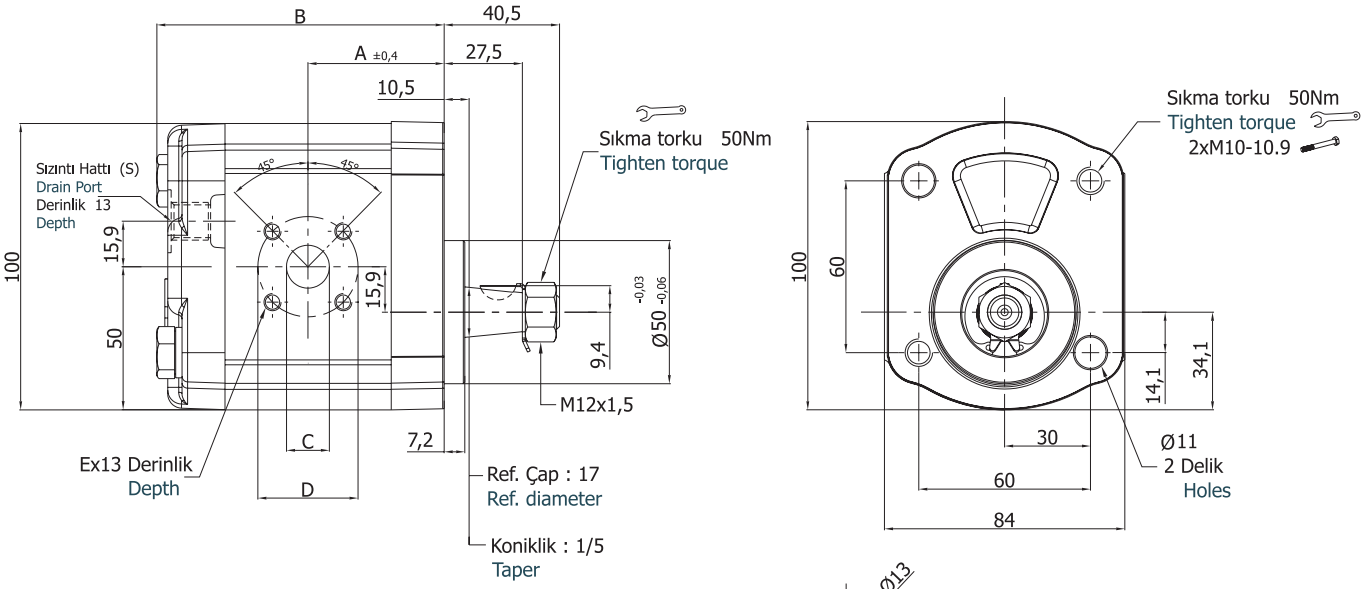

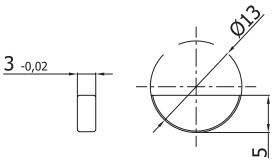

Ay Kama
Woodruff key

Motor Tipi Motor Type	İletim Hacmi Displacement cm^3/dev(cm^3/rev)	Maks. Basınç Max. Pressure (bar)	Maks. Hız Max. Speed d/d (rpm)	A ±0,4	B	Giriş/Çıkış – Inlet/Outlet			Sızıntı - Drain
						C	D	E	S
APM20.040.REA01EGN	3,9	250	3500	41,6	88,7	15	35	M6	G1/4
APM20.060.REA01EGN	5,9			43,2	91,8				
APM20.080.REA01EGN	8,0			44,8	95,0				
APM20.095.REA01EGN	9,4			45,9	97,3				
APM20.115.REA01EGN	11,4		3000	47,6	100,4				
APM20.140.REA01EGN	13,9			49,4	104,6				
APM20.160.REA01EGN	16,0			51,1	107,5				
APM20.190.REA01EGN	19,2			59,6	124,5	20	40		
APM20.220.REA01EGN	21,9	210	2500	61,7	128,9				
APM20.250.REA01EGN	24,8	190		64,2	134,0				
APM20.280.REA01EGN	27,9	170	2200	66,4	138,3				
APM20.320.REA01EGN	32,0	160	2000	70,0	144,4				
APM20.340.REA01EGN	34,0	150		71,5	147,4				
APM20.380.REA01EGN	38,0	140	1750	74,8	153,9				
APM20.400.REA01EGN	40,0			76,5	157,4				

www.haynekshydraulic.com
export@hayneks.com
+90 532 678 06 42

HYAPM20

E Ön Kapak
Front Cover

G Şaft Tipi
Shaft Type

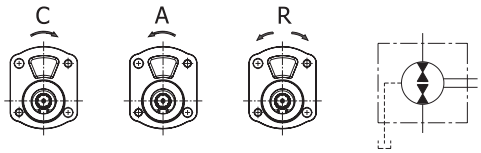

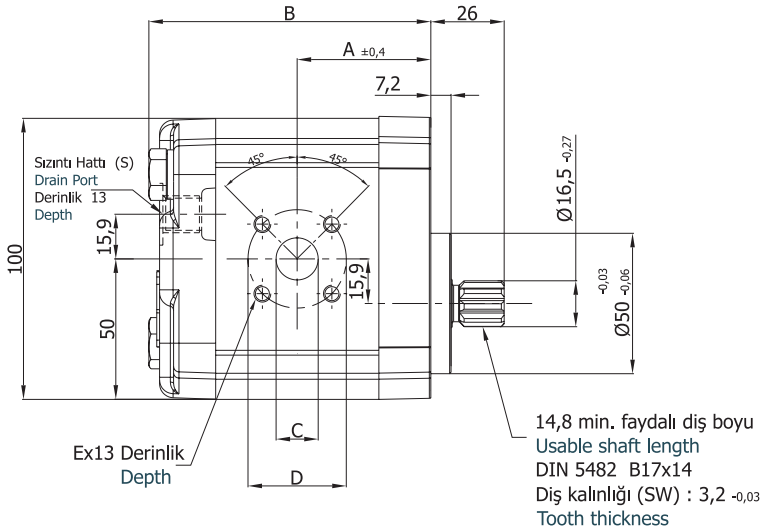

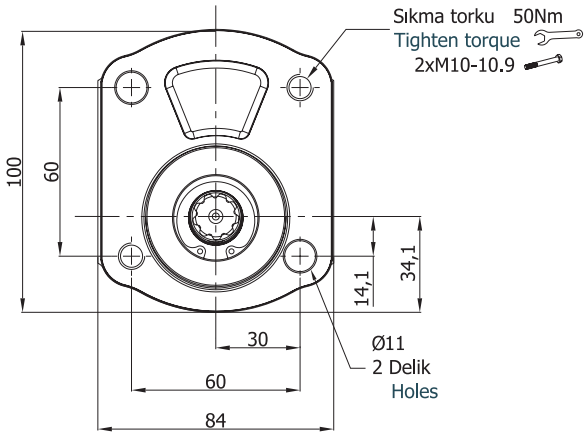

Motor Tipi Motor Type	İletim Hacmi Displacement cm^3/dev(cm^3/rev)	Maks. Basınç Max. Pressure (bar)	Maks. Hız Max. Speed d/d (rpm)	A ±0,4	B	Giriş/Çıkış – Inlet/Outlet			Sızıntı - Drain
						C	D	E	S
APM20.040.REG01EGN	3,9	250	3500	41,6	88,7	15	35	M6	G1/4
APM20.060.REG01EGN	5,9			43,2	91,8				
APM20.080.REG01EGN	8,0			44,8	95,0				
APM20.095.REG01EGN	9,4			45,9	97,3				
APM20.115.REG01EGN	11,4		3000	47,6	100,4				
APM20.140.REG01EGN	13,9			49,4	104,6				
APM20.160.REG01EGN	16,0			51,1	107,5				
APM20.190.REG01EGN	19,2			59,6	124,5	20	40		
APM20.220.REG01EGN	21,9	210	2500	61,7	128,9				
APM20.250.REG01EGN	24,8	190		64,2	134,0				
APM20.280.REG01EGN	27,9	170	2200	66,4	138,3				
APM20.320.REG01EGN	32,0	160	2000	70,0	144,4				
APM20.340.REG01EGN	34,0	150		71,5	147,4				
APM20.380.REG01EGN	38,0	140	1750	74,8	153,9				
APM20.400.REG01EGN	40,0			76,5	157,4				

www.haynekshydraulic.com
export@hayneks.com
+90 532 678 06 42

G Ön Kapak
Front Cover

G Şaft Tipi
Shaft Type

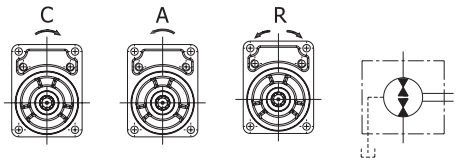

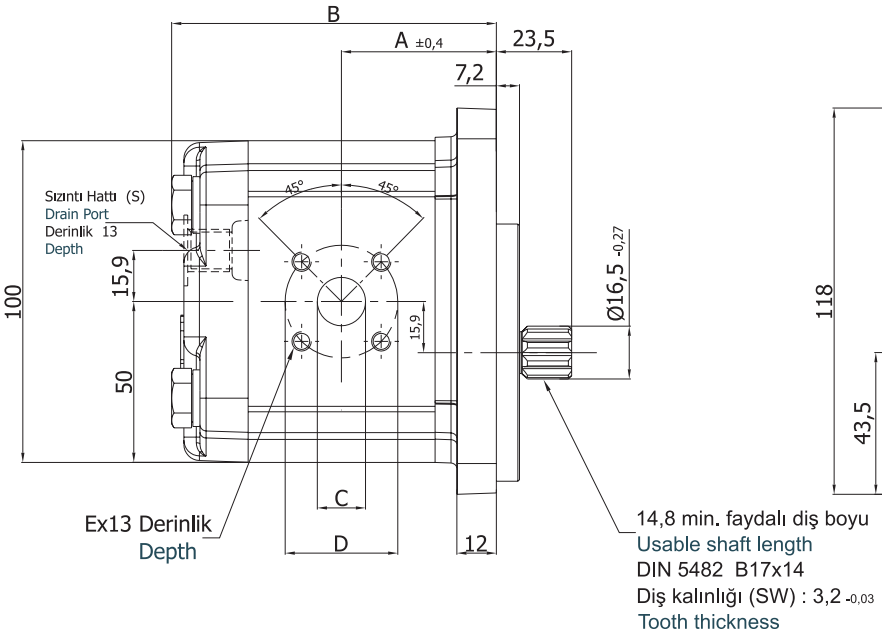

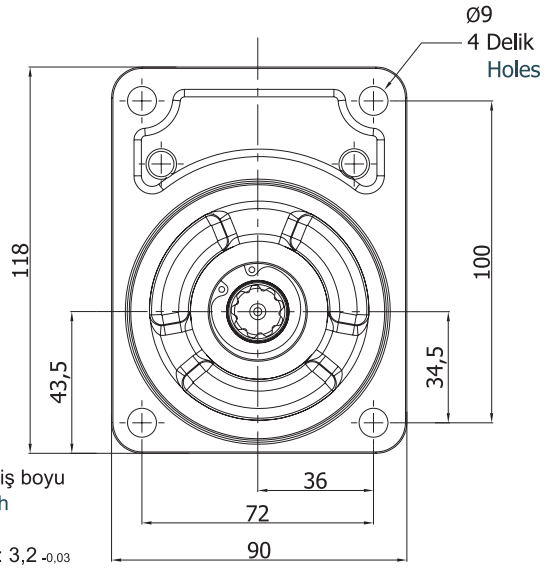

Motor Tipi Motor Type	İletim Hacmi Displacement cm^3/dev(cm^3/rev)	Maks. Basınç Max. Pressure (bar)	Maks. Hız Max. Speed d/d (rpm)	A ±0,4	B	Giriş/Çıkış – Inlet/Outlet			Sızıntı - Drain
						C	D	E	S
APM20.040.RGG01EMN	3,9	250	3500	42,2	89,3	15	35	M6	M12x1,5
APM20.060.RGG01EMN	5,9			43,8	92,4				
APM20.080.RGG01EMN	8,0			45,4	95,6				
APM20.095.RGG01EMN	9,4			46,5	97,9				
APM20.115.RGG01EMN	11,4		3000	48,2	101,0				
APM20.140.RGG01EMN	13,9			50,0	105,0				
APM20.160.RGG01EMN	16,0			51,7	108,1				
APM20.190.RGG01EMN	19,2			60,2	125,1	20	40		
APM20.220.RGG01EMN	21,9	210	2500	62,3	129,5				
APM20.250.RGG01EMN	24,8	190		64,8	134,6				
APM20.280.RGG01EMN	27,9	170	2200	67,0	138,9				
APM20.320.RGG01EMN	32,0	160	2000	70,0	145,0				
APM20.340.RGG01EMN	34,0	150		71,5	148,0				
APM20.380.RGG01EMN	38,0	140	1750	74,8	154,5				
APM20.400.RGG01EMN	40,0			76,5	158,0				

www.haynekshydraulic.com
export@hayneks.com
+90 532 678 06 42